

Children's Ministries Lesson – 1st & 2nd Grade

May 17, 2020

Fruit of the Spirit – Joy Acts 16, Galatians 5:22-23

Children's Ministries purpose is **to build a spiritual foundation in each child that lasts a lifetime.**

We hope this lesson provides additional opportunities for your family to strengthen your relationship with each other and with Jesus. This lesson has components of both Children's Church and Sunday School fused together.

As you prepare for this lesson and the space you will use, consider gathering supplies, create a worship focal point (ideas: a Bible, a cross, a candle and an offering container), and remove other distractions from the area. Read through this lesson before beginning. *Wording in BLUE italics is information for the family leader(s).* **BLACK italics** are actions to do.

With love, from your Children's Ministries Team and Worship Leaders, Ashley Hymel and Thanushka Lewkebandara.

BIBLE POINT: God gives us the fruit of the Spirit to help us show others what his joy looks like.

SUPPLIES: Worship focal point ideas: a Bible, a cross, a candle and an offering container; praise & worship music links; Bible story video link; activity supplies (see activity options below); service opportunity (listed at the bottom of the lesson)

FAMILY CHANT: *During Sunday School, your children begin with a "class chant". To bring that to your home, create a family chant that you can say each time. Create your own or use this one. The chant helps connect mind with body and connects everyone together. Motions/actions are in parentheses.*

Let's create our own family "chant" as a way to begin our time together. Repeat what I say and do.

Together we make the [insert family name] family. *(put arms around each other's shoulders - form a huddle)*

Together we make the [insert family name] family. *(put arms around each other's shoulders - form a huddle)*

I love our [insert family name] family! *(whoop whoop)* I love our [insert family name] family! ***(whoop whoop)***

We are the dream team you see. *(clap clap)* **We are the dream team you see. *(clap clap)***
(continued on next page)

We are safe and helpful too. (*stomp stomp*) **We are safe and helpful too. (*stomp stomp*)**
Using kind words is what we do. (*high five each other*) **Using kind words is what we do. (*high five each other*)**
I love our [*insert family name*] family! (*whoop whoop*) **I love our [*insert family name*] family! (*whoop whoop*)**
We are the dream team you see. (*clap clap*) **We are the dream team you see. (*clap clap*)**

OPENING PRAISE SONGS


[Click here](#) for the full playlist of St. Luke's Children's Praise Music, including more Fruit of the Spirit songs!

Supplies: Select the links for Praise and Worship Music (use one or both links)

1. **["Big House"](#)** (Ashley Hymel and Thanushka Lewkebandara, Contemporary & Children's Church Worship Leaders)



2. **["Deep Down Boogie"](#)** (performed by Ashley Hymel & Thanushka Lewkebandara)



OFFERTORY

Determine where your offering will go. You may select an organization of your choice, or save it until we return to Sunday School/Children's Church to give to our current mission. Place your offering in your container. (You may use your 75th Anniversary piggy bank, if you have one.) We use this scripture each Sunday during our Offertory time.

Let's say this scripture together. "God loves a cheerful giver." 2 Corinthians 9:7.

Now, let us pray for those who will receive our offering and The Lord's Prayer. Does someone want to lead us in prayer?

Or, you may use this optional prayer:

Dear God, We thank you for our many blessings. May the offering we share today bring your hope to those who will receive it. And now, let us pray the prayer Jesus taught us:

The Lord's Prayer

Our Father, who art in heaven, hallowed be thy name.

Thy kingdom come, thy will be done on earth as it is in heaven.

Give us this day our daily bread.

And forgive us our trespasses, as we forgive those who trespass against us.

And lead us not into temptation, but deliver us from evil.

For thine is the kingdom, and the power, and the glory, forever. Amen.

LEARNING SCRIPTURE:

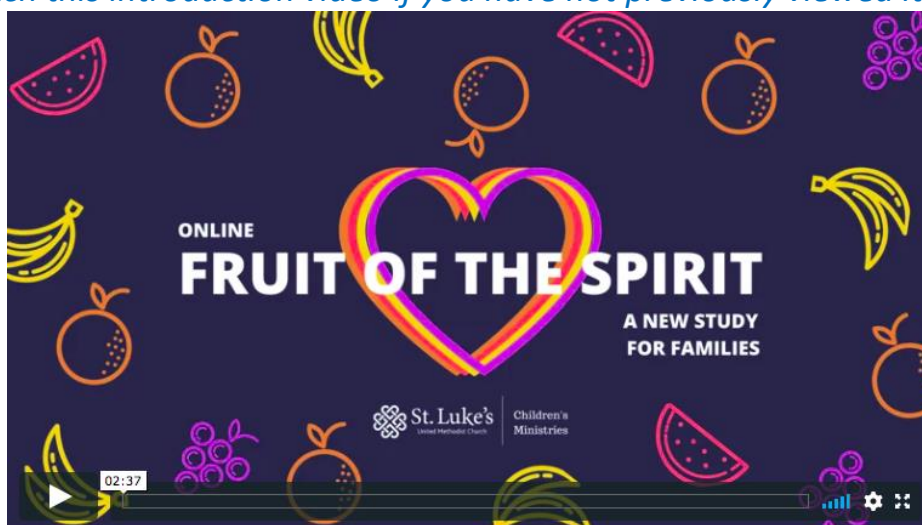
Let us learn this scripture together.

"But the fruit of the Spirit is love, joy, peace, patience, kindness, goodness, faithfulness, gentleness and self-control." *Galatians 5:22-23a*

This is the word of God for the people of God. **Thanks be to God.**

VIDEO INTRODUCTION TO THE SERIES – Fruit of the Spirit

[Click here](#) to watch this introduction video if you have not previously viewed it.



INTRODUCTION TO BIBLE STORY

Last week, we introduced the term, “fruit of the Spirit”. When the Bible uses the word, “Spirit”, God means the Holy Spirit. The fruit of the Spirit is a gift God gives us to help us live lives that honor him and show his love to others.

Let’s begin to understand the fruit of the Spirit more with a prayer.

Heavenly Father, thank you for giving us the fruit of the Spirit. We ask you to help us live each quality of the fruit of the Spirit.

Help us to show **love** and **joy**.

Help us to have **peace**.

Fill us with your **patience** and **kindness**.

Show us your **goodness**.

Help us demonstrate **faithfulness** and **gentleness** and, finally, help us have **self-control**.

In Jesus’ name, we pray. Amen.

Last week, we focused on the attribute, love. Today, we will learn more about joy!

BIBLE STORY –

Supplies: [Click here](#) for the Bible Story video.

Our Bible story for today comes from the New Testament, the Book of Acts. Watch and listen to two stories from the Jesus Calling Bible Storybook by Sarah Young: *Saul* and *The Jailer and the Earthquake*. [Watch the Bible story video](#).



DISCUSSION AFTER BIBLE STORY:

Supply: Bible

Why do you think the other prisoners could not believe that Paul and Silas were singing? (*They did not know Jesus and have his joy in their hearts. How could anyone be joyous when you are in prison?*)

In the book of Romans, Paul tells the Roman people, “¹³ May the God of hope fill you with all joy and peace in faith so that you overflow with hope by the power of the Holy Spirit.” Romans 15:13 (CEB).

What would happen if you left the water running in the bathtub?

Yes, it would overflow. Can you tell me how you would feel when your heart is overflowing with joy?

The Bible tells us that God will fill us with so much joy and happiness when we trust in him that we will overflow with hope. God fills our hearts with such great joy when we believe in Jesus. Jesus just keeps filling our hearts with joy until we are “overflowing” with joy.

ACTIVITY 1: Fruit of the Spirit Multi-Week Family Activity

Supplies (for total project): See below under each idea.

You will make part of this project each week of the Fruit of the Spirit series. Today you will add “JOY” to your banner/poster from last week or make the overall banner/poster if needed.

Images of various options:

1. **Poster** – Ready to print as is – use the link to print. Post in a central location for your family. Simplest way to do this activity.

Supplies: <https://biblegamescentral.com/wp-content/uploads/2019/02/Fruit-of-the-Spirit-Cards.pdf>.



Thank you, www.BibleGamesCentral.com.

2. **Vertical Banner** –

Supplies: poster board or large piece of paper, poster cards (link above), markers, glue stick and/or painter’s tape. Great for a fridge or narrow space.



Write Title; draw boxes (we used the cards from the poster and just made them a bit larger; cut cards; and tape or glue each one in a box, one per week.

3. **Horizontal Banner** - Using Poster Cards (above link)

Supplies: ribbon, clothes pins or tape, poster cards, heavy paper cut in banner style or be as creative as you want.

To make the background banner cards, cut paper larger than the poster cards (see link above); lay them on a piece of ribbon; leave about 6 inches on each end to for hanging; write

“Fruit of the Spirit” on the three center banner cards; attach blank banner cards to the ribbon with clothes pins or tape; cut out poster cards; tape or glue one on each banner card each week. Hang on a wall with painter’s tape or bulletin board, etc.



4. Horizontal Banner – Create your own

Supplies: Whatever you choose! For this one, we used ribbon, cardstock, markers, clothes pins, and painter’s tape to attach to the wall.



We would love to see your creation! Send to rfisher@stlukesmethodist.org.

Overall Directions:

1. As a family, decide how large you want your family banner to be and where the banner will be displayed in your home.
2. Select your design.
3. The fruit of the Spirit for week two is **joy**.
4. As a family, decorate one sheet of paper to represent joy. Be as creative as possible!
5. Attach joy to the banner and hang in your house. A new picture and new fruit of the Spirit will be added each Sunday throughout this series.

FAMILY CHALLENGE – Caught Showing JOY (and love)

Supplies: Fruit of the Spirit banner and your family

Throughout this Fruit of the Spirit series, notice or “catch” each other living out the attributes of the fruit of the Spirit. When you notice someone showing “joy”, go to the banner and give a shout out to the family member who shared joy. What are some ways your family shows joy? Of course, as your family notices “love”, point that out, too!!

Want to do more with the challenge? Have family members record the acts of joy (and love) on slips of paper and collect them in a jar. Read them together as a family and see God at work in your home!

Parent Tip:

The goal of the banner is to help your family memorize the fruit of the Spirit and put them into practice each day. A great tip for memorizing the fruit of the Spirit is to remember it is made up of 9 characteristics. These characteristics can be broken down into three sets of three (3+3+3). Each of these three sets increases in syllables. The attributes in the first set have one syllable: love, joy, peace. The ones in the second set have two syllables: pa-tience, kind-ness, good-ness. And the ones in the third set have three syllables: faith-ful-ness, gen-tle-ness, and self-con-trol. Use this tip to help memorize the fruit of the Spirit for yourself and share with your children!

ACTIVITY OPTION #2: Joy vs. Happy Science Experiment:

Supplies: Clear cup, water, food coloring, cooking oil (in a teaspoon. You only need a few drops), spoon, Optional: Eye dropper

We talked earlier about the difference of joy and happiness. I know it is hard to understand. Maybe this experiment can help. A lot of dictionaries explain them as the same thing; yet, Christians know, through Jesus, that there is a real difference.

Joy is a deep-down feeling that we are given by the Holy Spirit. Because it come from God, it does not change when there are changes around us. Joy stays the same even when we are going through trouble or hard times. We learned that from our Bible stories. Inner joy is not affected by things that happen around us. Joy makes it possible to go through difficulty without giving up.

- 1) *Ask child to fill the clear cup at the sink. The cup should be about ½ - ¾ full of water.*
- 2) *Ask child to carefully squeeze 3-4 drops of food coloring into the cup.*
This food coloring represents joy. True joy is experienced with Jesus. It is hard to explain, but when we know and love Jesus, we are filled with joy.
- 3) *Ask child to stir the water and food coloring.*

Like this food coloring colored this water, joy colors the whole life of the Christian. Joy may surprise you. When you are experiencing trouble or sadness, the joy of the Spirit will keep you encouraged and know that no matter what your joy in Jesus can conquer your sadness or troubles.

Happiness, however, is a temporary feeling based on situations. We are happy when life is going well, and good things are happening to us. Happiness can be brought on by getting good grades, winning a basketball game, or your mother putting homemade brownies in your lunch. Happiness is a good thing, but it is temporary.

4) *Ask child to put some oil into the glass of colored water.*

Happiness is not a deep-down feeling like joy is, but it stays on the surface of our lives, just as this oil stays on the surface of the water. Happiness is here now, gone later, then here again, gone again.

Discussion Questions:


- 1) Which would you rather have?
- 2) Which is much more powerful?

ACTIVITY OPTION #3- Joyful Family

Supplies: Piece of paper with a large heart drawn on it; markers

We have talked a lot about our hearts overflowing with joy. When we have that much joy, it makes us want to share it with others. We are going to encourage others by sharing our joy.

- 1) On a piece of paper draw a large heart shape.
- 2) On the heart, write or draw a picture of a way each person in your family shows joy
- 3) If you would like, keep the heart throughout the week and as you think of ways your family shows joy, add it to the heart during the week.



CLOSING:

LEARNING SCRIPTURE:

Let's say our scripture again!

"But the fruit of the Spirit is love, joy, peace, patience, kindness, goodness, faithfulness, gentleness and self-control." *Galatians 5:22-23a*

This is the word of God for the people of God. **Thanks be to God.**

Today, we learned about joy – the joy that comes from knowing Jesus. Paul had no joy in his heart at all. In fact, he only had horrible feelings and hate in his heart. Yet, Jesus reached out to him and the Holy Spirit filled his heart with great joy. He spent the rest of his life sharing that joy with others. Jesus is mighty and powerful. He gives us his joy, too. Let's pray that we

feel the joy and love in our hearts, so we may share it with others and know that we can overcome anything because Jesus' love and joy is stronger than anything. Jesus loves us so much! Let's thank God for the wonderful gift of the fruit of the Spirit.

CLOSING PRAYER:

Ask someone to close in prayer or use the following prayer.

Dear God, we love you and thank you for the fruit of the Spirit you give us in joy. Thank you for loving us first to show us what true love and joy looks like. We thank you for the gift of Jesus and for helping us learn that we can always count on your joy that grows inside us. Help us share your joy. We praise you and love you because you are God and you are love and joy. In Jesus' name, we pray. Amen.

CLOSING SONG:

Supplies: [Click here](#) for closing song, "We Will Worship" (Ashley Hymel & Thanushka Lewkebandara) *Play the closing song.*



SERVICE OPPORTUNITIES – to continue our worship all week!

Spread joy to the community!

1. Drive-Thru Food Drive for CCSC | Saturday 9 a.m. – 12 p.m.

Help Christian Community Service Center (CCSC) keep full shelves! You can pull up to the Main Entrance porte-cochere on the south side of the St. Luke's campus (3471 Westheimer Rd.) No need to get out of your car! Volunteers will collect all donations out of your car for you. Requested Food Donation Items: Pasta, Hearty Soups, Boxed dry cereal, Canned vegetables, Canned tuna, Canned chicken, Canned fruit, Cleaning wipes, Toilet paper, Baby Wipes, Bar soap and Diapers (4, 5 & 6).

2. Decorate Kids' Meals Lunch Bags

Help bring joy to preschool aged children by decorating brown lunch bags with fun pictures. Bags can be dropped off at St. Luke's during food drive on Saturdays or anytime during the week.